



DRIVER MANUAL

Paalala sa mga Partner Driver

Pahihintulutan lamang na mag-attend ng seminar at pagkatapos ay i-activate ang account kung nakumpleto ang lahat ng proseso at requirements na nakalagay sa manual na ito.

Basahing maigrit at sundin ang lahat ng instructions.

1. Kuhanan ng litrato ang iyong sasakyan.



FRONT VIEW



SIDE VIEW



REAR VIEW



Ang angulo at dapat katulad ng nasa example.



Siguraduhing maliwanag ang litrato

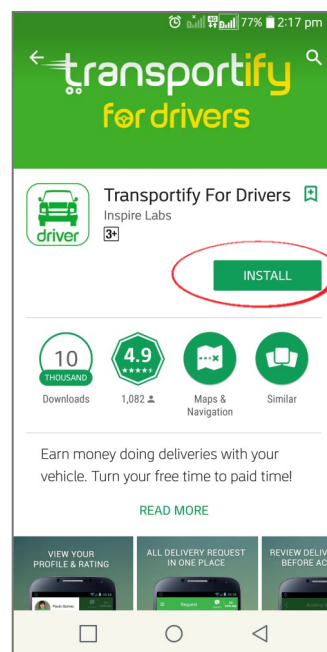



Dapat malinaw kahit izoomed-in. Kita ang plaka/conduction sticker



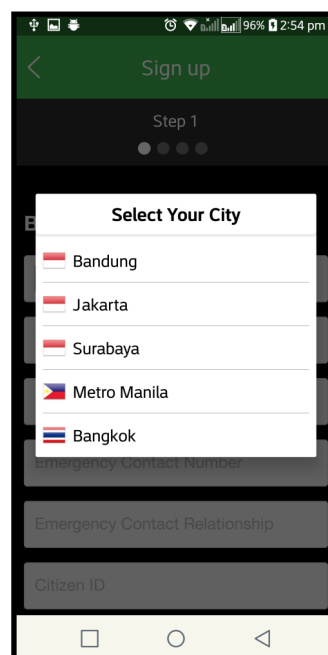
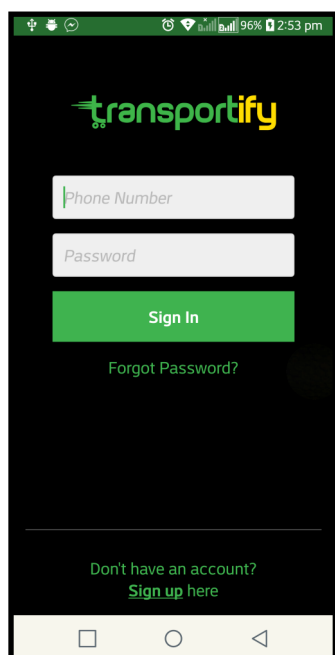
Mag-save ng kopya sa iyong gallery at ipakita sa araw ng Seminar.

2. I-download ang Transportify Driver app sa Google Playstore.



3. Gumawa ng Driver Partner Account.

Click "Sign up" to create an account. Then choose "Metro Manila" as your current location



Fill out "Basic information"

Sign up

Step 1

Basic information (required)

09171234567

Juan Dela Cruz

Juana Dela Cruz

09177654321

Wife

License number

License expiration date

Sign up

Step 1

G0192794672

05/5/2019

☒ Non-Professional Driver License

☐ Professional Driver License

Password

Next

Tick "L300" and fill up "Vehicle Information"

Sign up

Step 2

Economy ☐

L300 ☒

Closed Van ☐

Vehicle Information (required)

Toyota Vios

ABC123

Red

Sign up

Step 2

L300 ☒

Closed Van ☐

Vehicle Information (required)

Toyota Vios

ABC123

Red

Next

Attach photos requested.

Sign up

Step 3

Photo (required)

Driver Photo *

Driver License Front *

Driver License Back

Sign up

Step 3

Driver License Back

Vehicle OR/CR *

Vehicle Plate Number *

Sign up


Step 3

Vehicle Plate Number *


Vehicle *

Next

✓ PASSED



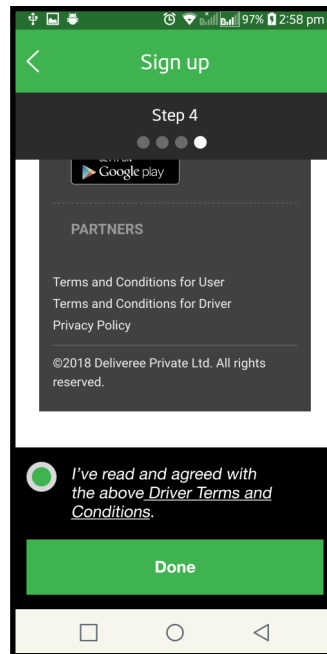
✗ REJECTED



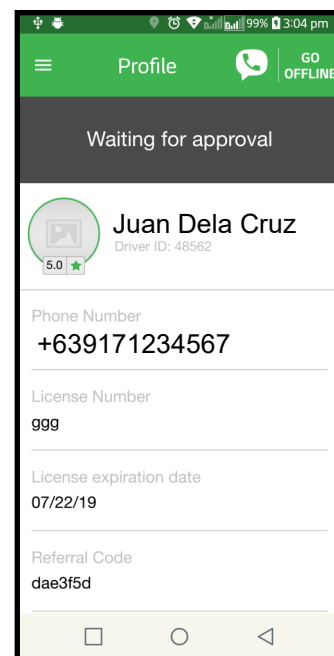

Paalala!

- Siguraduhing maliwanag ang litrato.
- Dapat malinaw kahit i-zoomed-in. Kita at mababasa ang mga detalye.

Tick the “**I’ve read and agreed with the above Driver Terms and Condition**” once you’ve reviewed and understood the details and the terms and conditions.



A notification will pop up then click “Ok.” You will be directed to your profile and you will see a notification that says, “Waiting for Approval.”



4. Dalhin ang mga sumusunod na requirements sa araw ng Seminar:

1. Professional/Non-Professional Driver's License with at least two (2) months validity.
2. Android Smartphone (version 4.0 and up)
3. Original copy of NBI Clearance (if available)
4. Additional Government Issued ID
5. OR/CR or Sales Invoice
6. 500 Php for GCash Kit and Initial Top-up for your account

List of Valid IDs

- Passport
- PRC ID
- Police Clearance
- Postal ID
- Voter's ID
- Brgy. Certification
- GSIS e-card
- SSS Card
- OWWA ID
- OFW ID
- Seaman's Book
- GOCC ID (AFP ID, HDMF ID, UMID ID)
- NCWDP ID
- DSWD ID
- IBP ID
- MARINA ID
- Senior Citizen ID
- Company ID (Issued by entity supervised by BSP/ SEC/IC)
- Student ID (signed by principal or head of school)

Accepted Vehicles



Min. Dimension: (LxWxH)
4ft x 3ft x 3ft

- All major make/models of sedans, hatchbacks, and MPVs/SUVs
- 2004– 2017 year model
- Older than 2004 but in good condition



Min. Dimension: (LxWxH)
8ft x 5ft x 4 ft

- L300
- L300FB (Deluxe/Exceed)
- K2700
- H100
- Isuzu NHR



Min. Dimension: (LxWxH)
8ft x 5ft x 4 ft

- Pregio
- Urvan
- Escapade
- Hi-Ace
- Grandia
- NV350
- Transvan
- View Traveller
- Commuter
- Tornado
- Golden Dragon



Min. Dimension: (LxWxH)
4ft x 3ft x 3ft

- Canter
- Elf
- Tornado
- NPR
- Reefer Van
- And the likes

Offices



PASIG HEAD OFFICE

10th Floor, Tycoon Center Building, Pearl Drive, Ortigas, Pasig City.



ALABANG SATELLITE OFFICE

214-215, Commercenter, E Asia Dr, Alabang, Muntinlupa City.



PAMPANGA OFFICE

Unit 2-04 CBL Building, Cer-Hil, Brgy. Quebiawan, MacArthur Highway, San Fernando, Pampanga